

FEATURES

CATEGORY

Balanced global

RISK LEVEL

Medium

BENCHMARK

Composed of 60% global equities and 40% U.S. fixed income.

LIQUIDITY

Weekly

MANAGEMENT FEE

1.00%

PERFORMANCE FEE

20.00% above the index

MINIMUM INVESTMENT

\$50,000

NET ASSET VALUE PER UNIT

\$123.86

HIGH-WATER MARK

\$111.36

INVESTMENT TEAM



Roberto Marrocco, CFA

Portfolio Manager
rmarocco@pageska.com
514 360-2136



Julien Perth, CFA

Senior Investment Analyst
jperth@pageska.com
514 360-2136

CUSTODIAN



Investor Services

AUDITOR



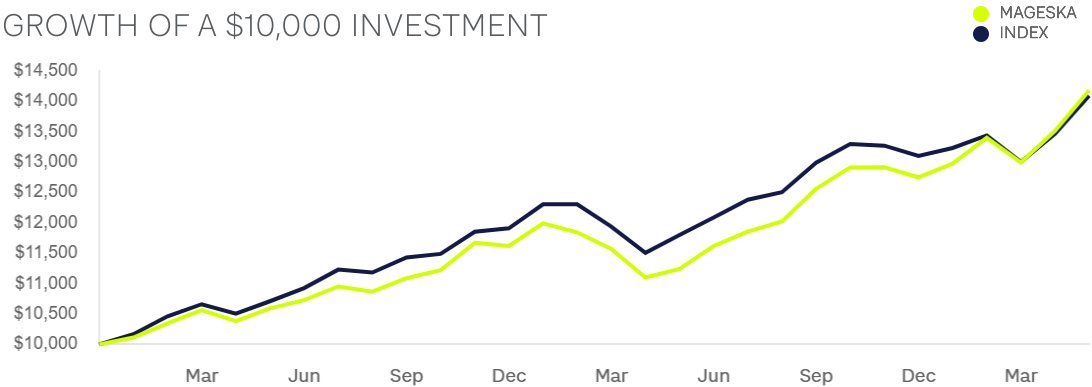
LEGAL COUNSEL

FASKEN

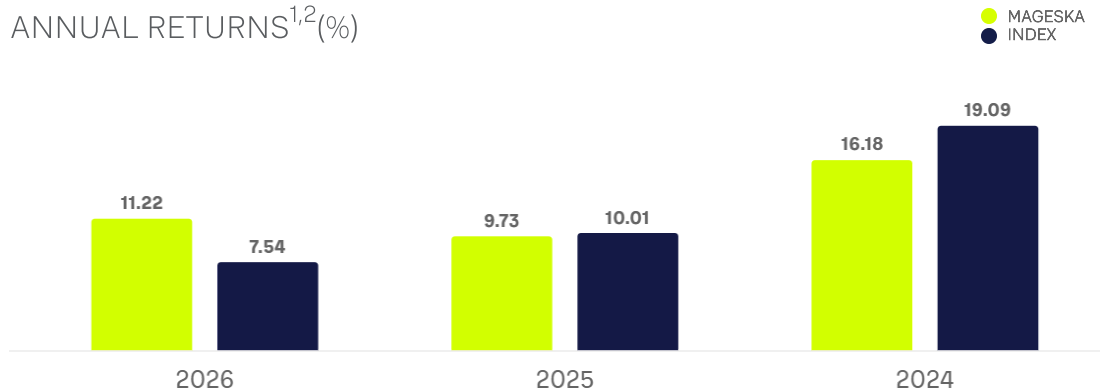
FUND DESCRIPTION

The Mageska Fund aims to capitalize on the performance cycles of major asset classes through a systematic, quantitative approach focused on momentum. Actively managed by Mageska Capital, it combines dynamic ETF selection and the use of futures contracts to optimize returns while maintaining a level of risk aligned with its benchmark (60% global equities, 40% U.S. fixed income). A strategic component of the portfolio is managed in collaboration with Nymbus Capital, recognized for its expertise in quantitative strategies.

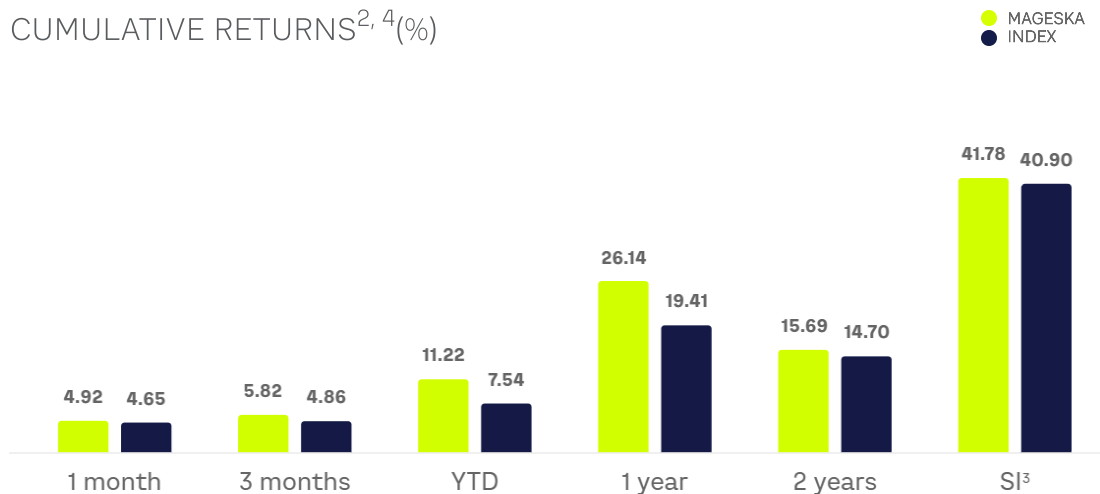
GROWTH OF A \$10,000 INVESTMENT



ANNUAL RETURNS^{1,2}(%)



CUMULATIVE RETURNS^{2, 4}(%)



¹ Returns are presented in \$CAD, net of fees.

² Since January 2, 2024, net of fees.

³ Since Fund inception

⁴ 2-year, 3-year and 5-year returns are annualized.

TOP 10 HOLDINGS

Cash	Cash and Treasury bills
QQQ	Invesco QQQ Trust
ACWI	iShares MSCI All Country
MDY	SPDR S&P MIDCAP 400
SPY	SPDR S&P 500 ETF Trust
VEU	Vanguard FTSE ex-US
EMB	iShares EM Bonds
SRLN	SPDR Black. Senior Loan
XLK	Technology Select Sector SPDR® Fund
JNK	SPDR B. High Yield Bond

Total weight of top 10 holdings : **98.73%**

Total number of holdings : **12**

RISK STATISTICS

Standard deviation	7.96%
Sharpe ratio	1.87
Beta (60/40)	1.02
Sortino ratio	3.53
Maximum drawdown	-7.43%
% of positive months	72.40%

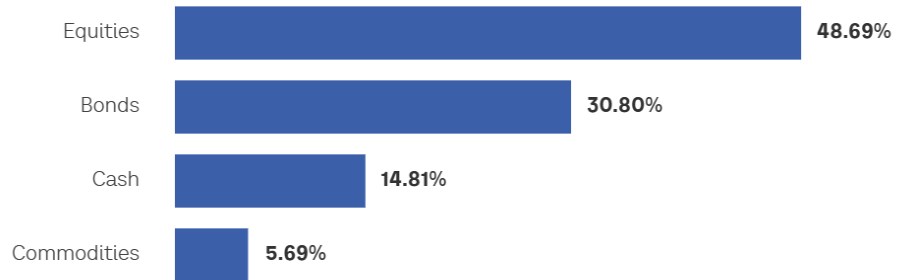
CORRELATIONS

S&P 500 (SPY)	0.88
Global equity (ACWI)	0.92
U.S. aggregate Bond (AGG)	0.53

MONTHLY RETURNS (%)

	Jan	Feb	Mar	Apr	May	Jun	Jul	Aug	Sep	Oct	Nov	Dec	YTD
2026	1.8	3.3	-3.0	4.0	4.9								11.2
2025	3.2	-1.2	-2.3	-4.1	1.3	3.4	2.0	1.4	4.5	2.8	0.0	-1.3	9.7
2024	1.1	2.3	2.1	-1.7	2.0	1.3	2.1	-0.8	2.0	1.2	4.0	-0.5	16.2

ASSET ALLOCATION (%)



INVESTMENT STRATEGY

The Mageska Fund uses optimal capital allocation through a proven approach combining ETFs and futures contracts. This approach generates an opportunity for sustained and consistent outperformance over time by combining sources of return that are weakly correlated with the performance of the benchmark index.

