

FEATURES

CATEGORY

Global equity

RISK LEVEL

Medium

BENCHMARK

The index includes large and mid-cap companies from 23 developed countries.

LIQUIDITY

Weekly

MANAGEMENT FEE

1.30%

PERFORMANCE FEE

20.00% above the index

MINIMUM INVESTMENT

\$25,000

NET ASSET VALUE PER UNIT

\$22.16

HIGH-WATER MARK

\$19.32

INVESTMENT TEAM



Roberto Marrocco, CFA

Portfolio Manager
rmarrocco@mageska.com
514 360-2136



Julien Perth, CFA

Senior Investment Analyst
jperth@mageska.com
514 360-2136

CUSTODIAN



AUDITOR



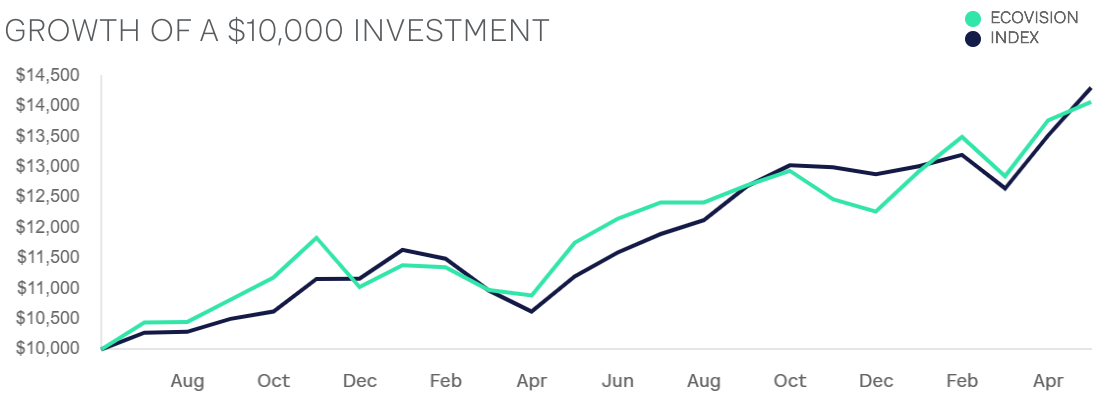
LEGAL COUNSEL

FASKEN

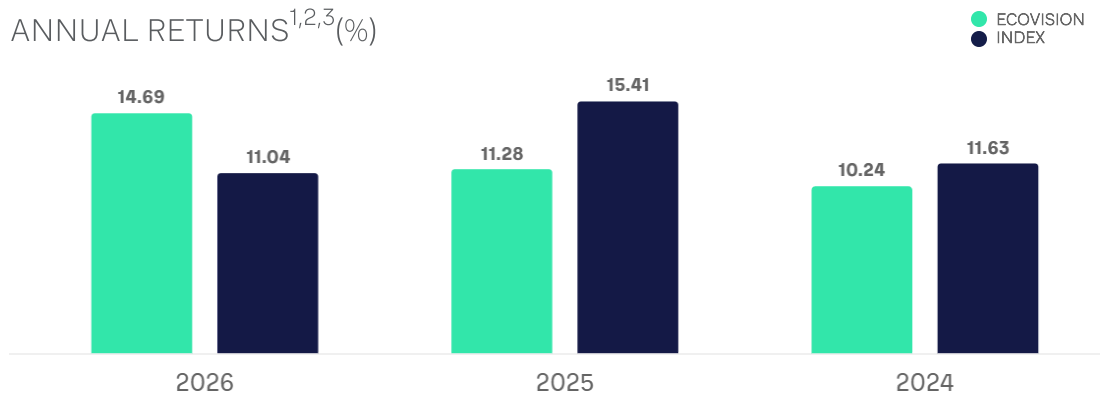
FUND DESCRIPTION

This sustainable investment fund aims to invest in the transition to a low-carbon economy without compromising on potential returns. It invests in global equities, targeting eco-visionary companies whose products and services are designed to capture opportunities related to decarbonization. By combining artificial intelligence with human expertise, the fund aims to generate alpha while promoting a positive environmental impact.

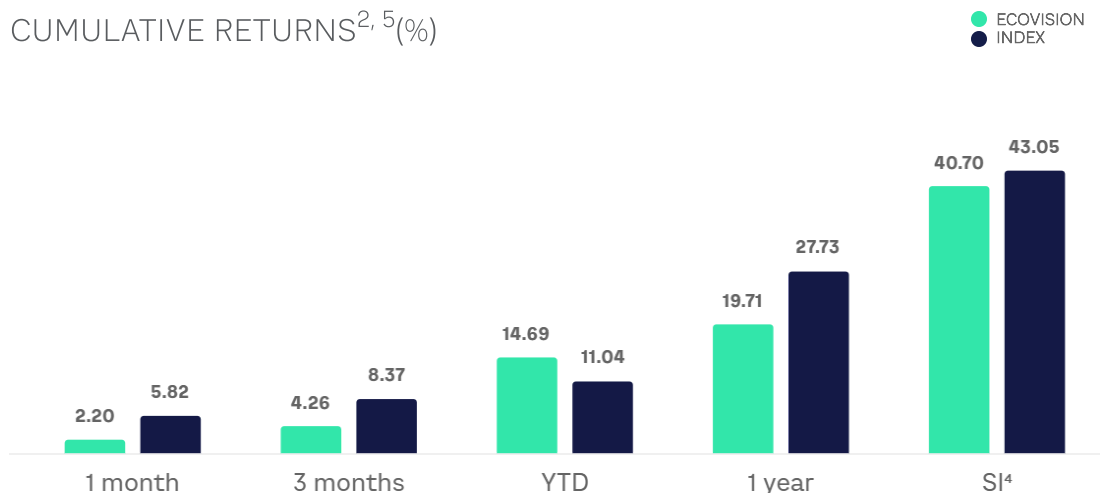
GROWTH OF A \$10,000 INVESTMENT



ANNUAL RETURNS^{1,2,3}(%)



CUMULATIVE RETURNS^{2, 5}(%)



¹ Returns are presented in \$CAD, net of fees.

² Since July 1st, 2024, net of fees.

³ Returns since October 1, 2025, represent the performance of the Mageska EcoVision Fund. Prior returns were calculated based on the actual performance of a similar investment strategy implemented in a separate portfolio before the Fund's inception.

⁴ Since Fund inception

⁵ 2-year, 3-year and 5-year returns are annualized.

TOP 10 HOLDINGS

| | |
|-------|--|
| NUE | Nucor Corp |
| IFNNY | Infineon Technologies AG ADR |
| ABBNY | ABB Ltd |
| ENGIY | Engie SA ADR |
| MPWR | Monolithic Power Systems Inc |
| 8035 | Tokyo Electron Ltd. |
| DKILY | Daikin Industries Ltd ADR |
| WAB | Westinghouse Air Brake Technologies Corp |
| IBDRY | Iberdrola SA |
| AWK | American Water Works |

Total weight of top 10 holdings : **36.01%**

Total number of holdings : **61**

RISK STATISTICS

| | |
|-------------------------|--------|
| Standard deviation | 13.24% |
| Beta (MSCI World) | 0.93 |
| Sharpe ratio | 1.42 |
| Maximum drawdown | -8.01% |
| % of positive months | 69.60% |
| Portfolio turnover rate | 1.50x |

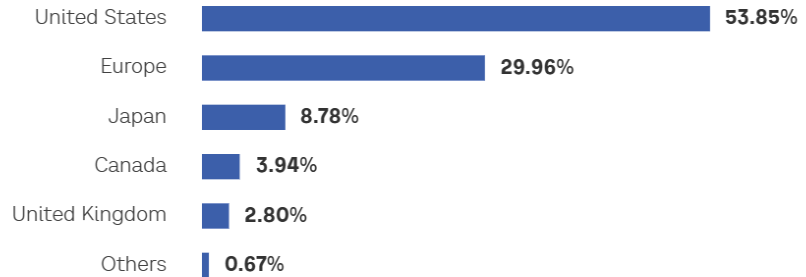
FUNDAMENTAL RESEARCH

Félix Boudreault, Managing Partner

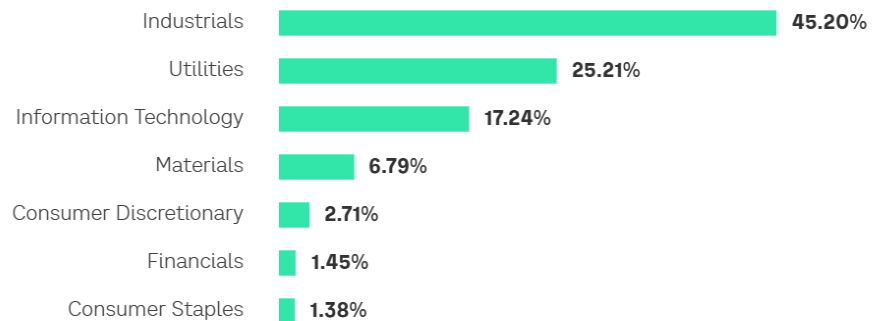
The investment universe is defined in collaboration with our expert partner, SMS (Sustainable Market Strategies). Founded in 2018, this Montreal-based firm publishes cutting-edge research for global asset managers and public policy makers.



GEOGRAPHICAL ALLOCATION



SECTOR ALLOCATION



ALIGNED WITH THREE SUSTAINABLE THEMES



Energy transition
Adoption of renewable energy, decarbonization, grid modernization, and energy storage



Preservation of natural capital
Air and water purification while protecting biodiversity



Circular economy
Use of sustainable materials, recycling, and waste reduction

ALIGNED WITH THE “DOUBLE MATERIALITY” PRINCIPLE

Assesses the environmental impact of operational activities



Assesses the environmental footprint of products and services